

Golden Rules...



Please always stay with an adult **NO** wandering off....

Playing outside is great fun but we need to be safe!



Please take all of your rubbish home with you....

Rubbish looks untidy and can be dangerous to animals!



Please **DO NOT** eat anything that you find...

Some plants can make you very poorly!



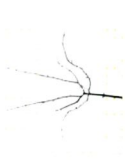
Please be very careful to leave things as you found them....

All the trees and hedgerows around you are homes to lots of insects and small animals!

Most Importantly Have Fun in these Beautiful Surroundings!

Find, Spot or Draw...

See how many things you can find on the Treasure Hunt Nature Trail!



A Forked Stick




A Leaf that is **BIGGER** than your hand



A Daisy



A Seed or Pod



A Dandelion Clock



Animal Tracks

Are You Still Looking?



A Four Leaf Clover - This could take ALL year!
Three Leaves will do!



Make a Bark Rubbing



A Butterfly



A Spider



A Bird- Give Yourself an extra pat on the
back if you can name it!



A Beetle

Only 5 more to Find!



A Snail



A Ladybird



An Ant



A Caterpillar



A Centipede

You've Finished!!!

Did You Find Them All?

Don't worry if you are unable to find all the things on your hunt today nature is around us all year, why not come again another day, try hunting in each of the four seasons you will find something different each and every time.

Try drawing pictures of the things you've missed in the back of your book or start a nature scrap book.

You could press flowers make art work or make some more of our cool recycled bird feeders for your garden.

You could even join a club - check out some of these great web sites.

www.naturedetectives.org.uk

www.rspb.org.uk/youth

www.bbc.co.uk/nature/reallywild

www.bbc.co.uk/cbeebies

(cbeebies spring watch and The Green Balloon Club for younger children.)



Can you find these leaves?

You might find some here, at school or even at home!

leaf hunt



alder



ash



beech



birch



elder



field maple



hawthorn



hazel



holly



horse chestnut



oak



rowan



sycamore

Have you found any other leaves? Draw or stick them here and find out their names.



naturedetectives.org.uk

Woodland Trust
naturedetectives.org.uk



The Branches are bare!

Can you draw the leaves you found onto the branches?

Woodland log



WHAT SHAPES OF LEAF DID YOU SEE?

Draw them onto this branch



The flower has lost its beautiful colours!

Can you colour it in?

Dog rose



discover and investigate



How do you like to spend your time in the woods? Can you find a tree to investigate? Can you find a tree to investigate? Can you find a tree to investigate?

discover and investigate




How do you like to spend your time in the woods? Can you find a tree to investigate? Can you find a tree to investigate? Can you find a tree to investigate?

What colour are ladybirds?

Can you colour this one?

Ladybird



discover and investigate

These resources are for personal use only. They are not to be used for any other purpose. All rights reserved. © 2015. All images are the property of their respective owners.



Oh no! The flowers have got lost in the Wordsearch

help pick them out!

Flower wordsearch

H	A	Z	E	L	Y	S	I	A	D
A	P	A	L	C	O	E	A	L	C
W	O	O	D	O	G	R	O	S	E
T	R	C	E	F	A	L	O	A	L
H	D	B	R	A	M	B	L	E	A
O	W	O	C	A	L	I	E	U	N
R	O	W	A	N	L	O	Y	L	D
N	N	C	A	A	L	L	E	B	I
O	S	C	C	A	X	O	X	D	N
C	O	L	T	S	F	O	O	T	E

Words to find (they may be vertical, horizontal or even backwards)

- BRAMBLE** **ROWAN** **LILAC** **ELDER**
HAWTHORN **SNOWDROP** **BLUE** **BELL**
DOGROSE **COLTSFOOT** **HAZEL** **OXEYE**
CELENDINE **DAISY**



learning through the seasons

www.naturedetectives.org.uk



Join the Dots to find out
what the picture is...

Dot to dot



discover and investigate

These are our preferred suppliers. All illustrations are trademarks of the IP holder. Images used in this book are © Woodland Trust. All rights reserved. Images used in this book are © Woodland Trust. All rights reserved.



Can you find the words in the Wordsearch?

Bincombe Beeches Wordsearch

B	A	D	G	E	R	A	C	T	F
I	E	F	I	L	D	L	I	W	N
N	M	O	L	D	A	O	J	L	A
C	R	E	W	K	E	R	N	E	T
O	I	H	K	F	R	S	T	A	U
M	A	R	B	I	R	D	S	F	R
B	I	R	S	E	Z	Q	U	I	E
E	M	S	Y	C	A	M	O	R	E
L	O	B	G	E	L	N	R	A	O
C	D	E	X	P	L	O	R	E	P

Words to find (they may be vertical, horizontal or even backwards)

- BINCOMBE
- EXPLORE
- BIRDS
- SYCAMORE
- WILDLIFE
- NATURE
- CREWKERNE
- BADGER



Speedy Bird Cake

Just like you, birds need food to keep strong and healthy!

This recipe is for **Speedy Bird Cake**.

The birds will love it!

To make a Speedy Bird Cake, you will need:

An Adult to Help You - An Old Yoghurt Pot - Some String -

A Mixing Bowl - A Pair of Scissors - Bird Seeds - Raisins - Lard/Suet

1. Carefully make a small hole in the bottom of a yoghurt pot. Thread string through the hole and tie a knot on the inside. Leave enough string so that you can tie the pot to a tree or your bird table.
2. Allow the lard to warm up to room temperature, but don't melt it. Then cut it up into small pieces and put it in the mixing bowl.
3. Add the other ingredients to the bowl and mix them together with your finger tips. Keep adding the seed/raisin/fat mixture and squeezing it until the fat holds it all together.
4. Fill your yoghurt pots with bird cake mixture and put them in the fridge to set for an hour or so
5. Hang your speedy bird cakes from trees or your bird table. Watch for greenfinches, tits and possibly even great spotted woodpeckers.



When you finish today, get an adult to sign your certificate to congratulate you on all your hard work!

CONGRATULATIONS!

You have completed the Nature Trail and Activity Booklet!

Keep Up the Hard Work!

And Remember

Nature Needs YOU!

This certifies that
has completed the tasks to become a
Bincombe Beeches Nature Detective.

Signed

Date:

